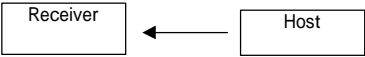
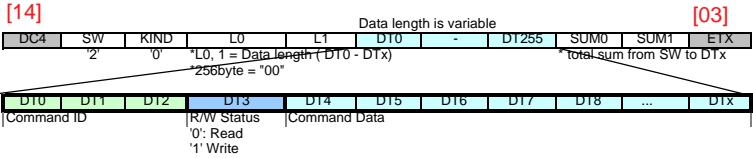


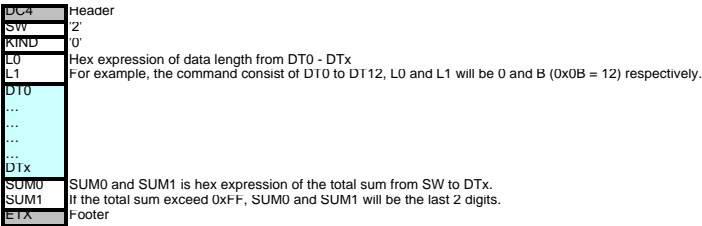
Commands from Host to Slave(Receiver)



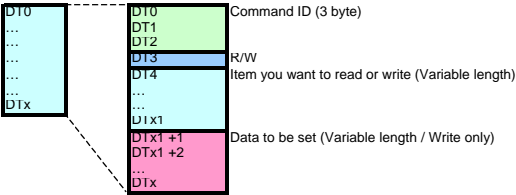
Extended command from the host to the receiver consist of the bytes as illustrated below.



When you read ore write some parameter, the command from the host will consist of the following structure.



Following is the data structure from DT0 to DTx.



From the next page, Only from the DT0 to DTx byte will be illustrated.

	DT0	DT1	DT2	DT3	DT4	...
System Information	'0'	'0'	'0'	'0'	ID	
				Read Only	'0'	Zone2
					'1'	Tuner
					'2'	Video
					'3'	Effect ch
					'4'	Digital Format
					'5'	DC Trigger
Input Information	'0'	'0'	'1'	'0'	ID	Read Only
				Read Only	'0'	SP Out
					'1'	Audio Input Analog
					'2'	Audio Input Optical
					'3'	Audio Input Coaxial
					'4'	Audio Input D.D.RF
					'5'	Video Input Composite / S
					'6'	Video Input Component
					'7'	Audio Output Analog
					'8'	Audio Output Optical
DSP Information	'0'	'0'	'2'	'0'	ID	Read Only
				Read Only	'0'	Program
					'1'	User Parameters

I/O Assign

0	1	0	0 / 1	TYPE	No	Input ID
				0	Coaxial IN	
				1	Optical OUT	
				2	Optical IN	
				3	Component Video	
				0	1	or
				1	2	or
				2	3	or
				3	4	or
				4	5	or
				5	6	or
					0	Phono
					1	CD
					2	Tuner
					3	CD-R
					4	MD/Tape
					5	DVD
					6	D-TV/LD
					7	CBL/SAT
					8	SAT
					9	VCR1
					A	VCR2/DVR
					B	VCR3
					C	V-AUX
					D	LD-RF

A
B
C
D
E
F

Rename

0	1	1	0 / 1	Rename	SUB ID 1	SUB ID 2	Data No. 1	Data No. 2	Command Data
				0	Input				
					0	0	Phono		
					0	1	CD		
					0	2	Tuner		
					0	3	CD-R		
					0	4	MD/Tape		
					0	5	DVD		
					0	6	D-TV/LD		
					0	7	CBL/SAT		
					0	8	SAT		
					0	9	VCR1		
					0	A	VCR2/DVR		
					0	B	VCR3		
					0	C	V-AUX		
					0	D	LD-RF		
					Character No.				
					X	X	character number (= "08")		
					New Name (8 characters)				
					X	...	X		

User Parameter

0	2	0	0 / 1	DSP ID	Parameter ID	Parameter Data
* See Appendix 1 for the DSP Program ID for each Model.	0	0	0	0	Hall A	
			0	1	Hall B	
			0	2	Hall C	
			0	3		
			0	4	Hall D	
			0	5	Hall E	
			0	6	Live Concert	
			0	7		
			0	8	Tokyo	
			0	9	Freiburg	
			0	A	Royaumont	
			0	B		
			0	C	Village Gate	
			0	D	Village Vanguard	
			0	E	The Bottom Line	
			0	F		
		1	0	0	Roxy Theatre	
			1	1	Warehouse Loft	
			1	2	Arena	
			1	3		
			1	4	Disco	
			1	5	Party	
			1	6	Game	
			1	7	6/8 ch Stereo	
			1	8	Pop/Rock	
			1	9	DJ	
			1	A		
			1	B		
			1	C	Classical / Opera	
			1	D	Pavilion	
			1	E		
			1	F		
	2	0	0	0	Mono Movie	
			2	1	Variety / Sports	
			2	2		
			2	3		
			2	4	Spectacle	
			2	5	Sci-Fi	
			2	6		
			2	7		
		1	2	8	Adventure	
			2	9	General	
			2	A		
			2	B		
			2	C	Normal	
			2	D	Enhanced	
			2	E		
			2	F		
	3	0	3	0	Pro Logic II Movie	
			3	1	Pro Logic II Music	
			3	2	NEO:6 Cinema	
			3	3	NEO:6 Music	
			3	4	2CH STEREO	
			3	5	DIRECT STEREO	
			3	6	THX CINEMA (ULTRA2)	
			3	7		
	8	0	8	0	STRAIGHT	

Parameter ID		
0	0	P. Init. Delay
0	1	P. Room Size
0	2	P. Liveness
0	3	S. Delay (2ch)
0	4	S. Delay (Multi ch)
0	5	S. Init Delay
0	6	S. Room Size
0	7	S. Liveness
0	8	RC. Init. Delay
0	9	RC Room Size
0	A	RC Liveness
0	B	Rev. Time
0	C	Rev. Delay
0	D	Rev. Level
0	E	DSP Level
0	F	Panorama
1	0	Dimention
1	1	CT Width
1	2	C. Image
1	3	CT Level
1	4	RL Level
1	5	RC Level
1	6	RR Level
1	7	FL Level
1	8	FR Level
1	9	SBL LEVEL
1	A	SBR LEVEL
1	B	MATRIX
1	C	DIAL LIFT

		Parameter Data	
P. Init. Delay	X	X	"01" - "63"
P. Room Size	X	X	"01" - "14"
P. Liveness	X	X	"00" - "0A"
S. Delay (2ch)	X	X	"0A" - "19"
S. Delay (Multi ch)	X	X	"00" - "0F"
S. Init Delay	X	X	"00" - "1E"
S. Room Size	X	X	"01" - "31"
S. Liveness	X	X	"00" - "0A"
RC. Init. Delay	X	X	"01" - "31"
RC Room Size	X	X	"01" - "14"
RC Liveness	X	X	"00" - "0A"
Rev. Time	X	X	"0A" - "32"
Rev. Delay	X	X	"00" - "FA"
Rev. Level	X	X	"00" - "64"
DSP Level	X	X	"00" - "09"
Panorama	X	X	"00" - "01"
Dimention	X	X	"00" - "06"
CT Width	X	X	"00" - "07"
C. Image	X	X	"00" - "05"
CT Level	X	X	"00" - "64"
RL Level	X	X	"00" - "64"
RC Level	X	X	"00" - "64"
RR Level	X	X	"00" - "64"
FL Level	X	X	"00" - "64"
FR Level	X	X	"00" - "64"
SBL LEVEL	X	X	"00" - "64"
SBR LEVEL	X	X	"00" - "64"
MATRIX			
DIAL LIFT			

Parameter Initialize

0' 2' 2' 0' / 1'

* See Appendix 1 for the
DSP Program ID for each Model.

DSP ID	
0'	0'
0'	1'
0'	2'
0'	3'
0'	4'
0'	5'
0'	6'
0'	7'
0'	8'
0'	9'
0'	A'
0'	B'
0'	C'
0'	D'
0'	E'
0'	F'
1'	0'
1'	1'
1'	2'
1'	3'
1'	4'
1'	5'
1'	6'
1'	7'
1'	8'
1'	9'
1'	A'
1'	B'
1'	C'
1'	D'
1'	E'
1'	F'
2'	0'
2'	1'
2'	2'
2'	3'
2'	4'
2'	5'
2'	6'
2'	7'
2'	8'
2'	9'
2'	A'
2'	B'
2'	C'
2'	D'
2'	E'
2'	F'
3'	0'
3'	1'
3'	2'
3'	3'
3'	4'
3'	5'
3'	6'

Channel EQ

0	3	0	0 / 1	Ch ID	Band ID	Gain	Gain
				0	center		
				1	Rear Center		
				2	Front L		
				3	Front R		
				4	Surround L		
				5	Surround R		
				6	Surround Back L		
				7	Surround Back R		
				8	Presence L		
				9	Presence R		
				A	SWFR		
				0	63Hz		
				1	125Hz		
				2	160Hz		
				3	250Hz		
				4	400Hz		
				5	500Hz		
				6	1kHz		
				7	2kHz		
				8	2.5kHz		
				9	4kHz		
				A	6.3kHz		
				B	8kHz		
				C	16kHz		
				0	3	-6dB	
				0	4	-5.5dB	
				0	5	-5dB	
				0	6	-4.5dB	
				0	7	-4dB	
				0	8	-3.5dB	
				0	9	-3dB	
				0	A	-2.5dB	
				0	B	-2dB	
				0	C	-1.5dB	
				0	D	-1dB	
				0	E	-0.5dB	
				0	F	0dB	
				1	0	+0.5dB	
				1	1	+1dB	
				1	2	+1.5dB	
				1	3	+2dB	
				1	4	+2.5dB	
				1	5	+3dB	
				1	6	+3.5dB	
				1	7	+4dB	
				1	8	+4.5dB	
				1	9	+5dB	
				1	A	+5.5dB	
				1	B	+6dB	

Headphone EQ

0	3	2	0 / 1	Bass / Trbl	Gain	Gain
				0	Bass	
				1	Treble	
				0	3	-6dB
				0	4	-5.5dB
				0	5	-5dB
				0	6	-4.5dB
				0	7	-4dB
				0	8	-3.5dB
				0	9	-3dB
				0	A	-2.5dB
				0	B	-2dB
				0	C	-1.5dB
				0	D	-1dB
				0	E	-0.5dB
				0	F	0dB
				1	0	+0.5dB
				1	1	+1dB
				1	2	+1.5dB
				1	3	+2dB
				1	4	+2.5dB
				1	5	+3dB
				1	6	+3.5dB
				1	7	+4dB
				1	8	+4.5dB
				1	9	+5dB
				1	A	+5.5dB
				1	B	+6dB


DC Trigger

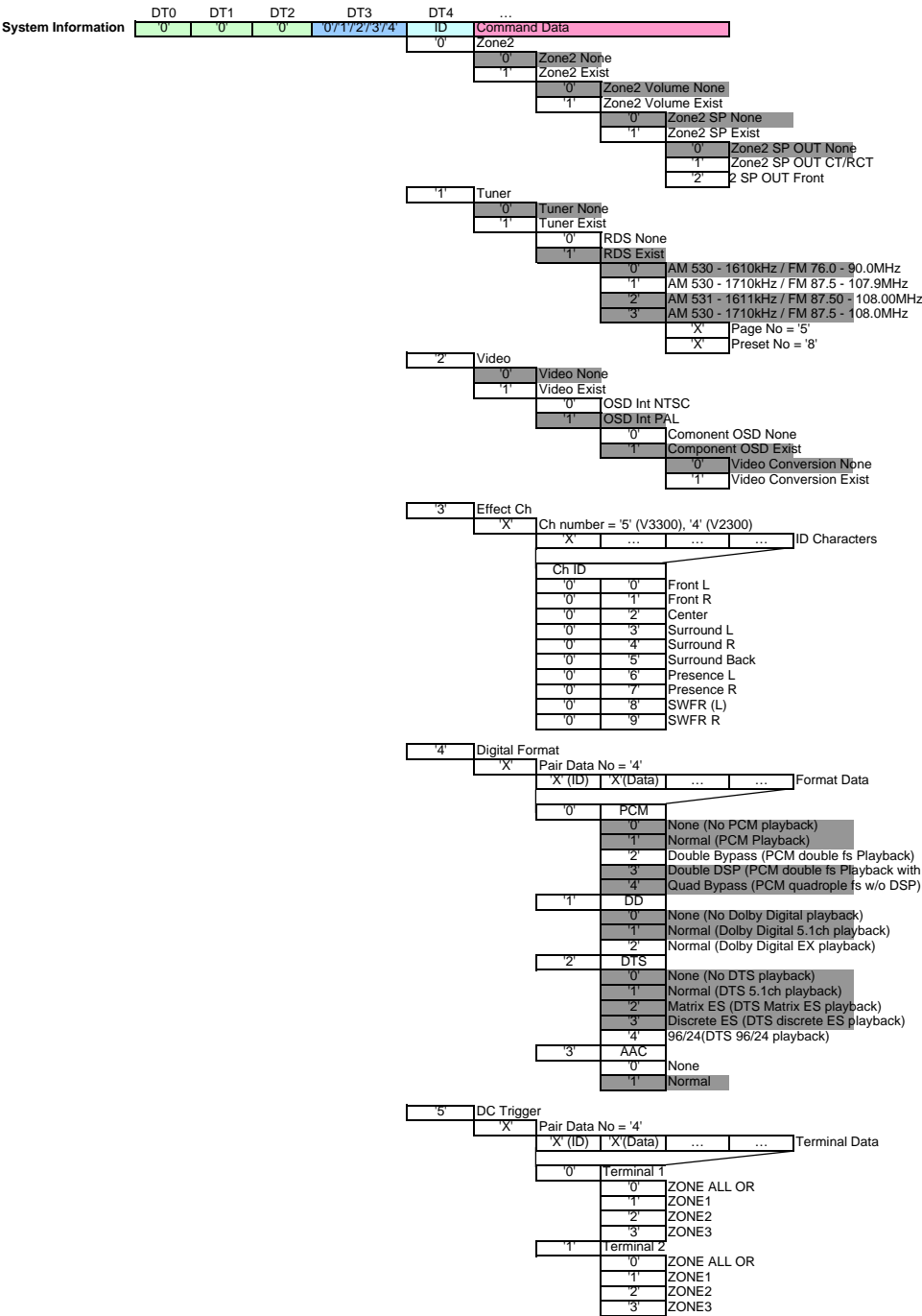
0	4	0	0 / 1	Terminal ID	Zone ID	Input ID	Data
				0	Terminal 1		
				1	Terminal 2		
				0	Zone 1		
				1	Zone 2		
				2	Zone 3		
				0		Phono	
				1		CD	
				2		Tuner	
				3		CD-R	
				4		MD/Tape	
				5		DVD	
				6		D-TV/LD	
				7		CBL/SAT	
				8		SAT	
				9		VCR1	
				A		VCR2/DVR	
				B		VCR3/DVR	
				C		V-AUX	
				D		Multi Input	
				0		Off	
				1		On	

Tuner

[illegible]

Return Commands from Slave to Host





Input Information

0'	0'	1'	0'/1'/2'/3'/4'	ID	Data Number	Command Data
				0'	SP OUT	
				X'	X'	Data No
						Ch ID
						0' 0' Front L
						0' 1' Front R
						0' 2' Center
						0' 3' Surround L
						0' 4' Surround R
						0' 5' Surround Back
						0' 6' Presence L
						0' 7' Presence R
						0' 8' SWFR (L)
						0' 9' SWFR R
1'						
2'						
3'						
4'						
5'						
6'						
7'						
8'						
9'						
				X'	X'	Data No
						Ch ID
						0' 0' Phono
						0' 1' CD
						0' 2' Tuner
						0' 3' CD-R
						0' 4' MD/Tape
						0' 5' DVD
						0' 6' D-TV/LD
						0' 7' CBL/SAT
						0' 8' SAT
						0' 9' VCR1
						0' A' VCR2/DVR
						0' B' VCR3
						0' C' V-AUX
						0' D' LD-RF

DSP Information

0'	0'	2'	0/1/2/3/4'	ID	Data Number	Command Data
				0'	Program	
				X'	X'	Data No
						Program ID
				0'	0'	Hall A
				0'	1'	Hall B
				0'	2'	Hall C
				0'	3'	
				0'	4'	Hall D
				0'	5'	Hall E
				0'	6'	Live Concert
				0'	7'	
				0'	8'	Tokyo
				0'	9'	Freiburg
				0'	A'	Royaumont
				0'	B'	
				0'	C'	Village Gate
				0'	D'	Village Vanguard
				0'	E'	The Bottom Line
				0'	F'	
				1'	0'	Roxy Theatre
				1'	1'	Warehouse Loft
				1'	2'	Arena
				1'	3'	
				1'	4'	Disco
				1'	5'	Party
				1'	6'	Game
				1'	7'	6/8 ch Stereo
				1'	8'	Pop/Rock
				1'	9'	DJ
				1'	A'	
				1'	B'	
				1'	C'	Classical / Opera
				1'	D'	Pavilion
				1'	E'	
				1'	F'	
				2'	0'	Mono Movie
				2'	1'	Variety / Sports
				2'	2'	
				2'	3'	
				2'	4'	Spectacle
				2'	5'	Sci-Fi
				2'	6'	
				2'	7'	
				2'	8'	Adventure
				2'	9'	General
				2'	A'	
				2'	B'	
				2'	C'	Normal
				2'	D'	Enhanced
				2'	E'	
				2'	F'	
				3'	0'	Pro Logic II Movie
				3'	1'	Pro Logic II Music
				3'	2'	NEO:6 Cinema
				3'	3'	NEO:6 Music
				3'	4'	2CH STEREO
				3'	5'	DIRECT STEREO
				3'	6'	THX CINEMA (ULTRA2)
				3'	7'	
				8'	0'	STRAIGHT

* See Appendix 1 for the
DSP Program ID for each Model.

DSP Information

'0'	'1'	'2'	'0/1/2/3/4'	ID	Data Number	Command Data
				'1'	User Parameter	
					'X' 'X'	Data No
						Parameter ID
					'0' '0'	P. Init. Delay
					'0' '1'	P. Room Size
					'0' '2'	P. Liveness
					'0' '3'	S. Delay (2ch)
					'0' '4'	S. Delay (Multi ch)
					'0' '5'	S. Init Delay
					'0' '6'	S. Room Size
					'0' '7'	S. Liveness
					'0' '8'	RC Init. Delay
					'0' '9'	RC Room Size
					'0' 'A'	RC Liveness
					'0' 'B'	Rev. Time
					'0' 'C'	Rev. Delay
					'0' 'D'	Rev. Level
					'0' 'E'	DSP Level
					'0' 'F'	Panorama
					'1' '0'	Dimension
					'1' '1'	CT Width
					'1' '2'	C. Image
					'1' '3'	CT Level
					'1' '4'	RL Level
					'1' '5'	RC Level
					'1' '6'	RR Level
					'1' '7'	FL Level
					'1' '8'	FR Level
					'1' '9'	MATRIX
					'1' 'A'	DIAL LIFT

I/O Assign

'0'	'1'	'0'	'0/1/2/3/4'	TYPE	No	Input ID
				'0'	Coaxial IN	
				'1'	Optical OUT	
				'2'	Optical IN	
				'3'	Component Video	
					'0' 1	or A
					'1' 2	or B
					'2' 3	or C
					'3' 4	or D
					'4' 5	or E
					'5' 6	or F
					'0'	Phono
					'1'	CD
					'2'	Tuner
					'3'	CD-R
					'4'	MD/Tape
					'5'	DVD
					'6'	D-TV/LD
					'7'	CBL/SAT
					'8'	SAT
					'9'	VCR1
					'A'	VCR2/DVR
					'B'	VCR3
					'C'	V-AUX
					'D'	LD-RF

Rename

'0'	'1'	'1'	'0/1/2/3/4'	Rename	SUB ID 1	SUB ID 2	Data No. 1	Data No. 2	Command Data
				'0'					
					Input				
					'0' '0'				Phono
					'0' '1'				CD
					'0' '2'				Tuner
					'0' '3'				CD-R
					'0' '4'				MD/Tape
					'0' '5'				DVD
					'0' '6'				D-TV/LD
					'0' '7'				CBL/SAT
					'0' '8'				SAT
					'0' '9'				VCR1
					'0' 'A'				VCR2/DVR
					'0' 'B'				VCR3
					'0' 'C'				V-AUX
					'0' 'D'				LD-RF
						Character No.			
						'X' 'X'			character number (= "08")
									New Name (8 characters)
						'X' ... 'X'			

User Parameter

0	2	0	0/1/2/3/4	DSP ID	Parameter ID	Parameter Data
* See Appendix 1 for the DSP Program ID for each Model.	0	0	0	0	0	Hall A
				0	1	Hall B
				0	2	Hall C
				0	3	
				0	4	Hall D
				0	5	Hall E
				0	6	Live Concert
				0	7	
				0	8	Tokyo
				0	9	Freiburg
				0	A	Royaumont
				0	B	
				0	C	Village Gate
				0	D	Village Vanguard
				0	E	The Bottom Line
				0	F	
				1	0	Roxy Theatre
				1	1	Warehouse Loft
				1	2	Arena
				1	3	
				1	4	Disco
				1	5	Party
				1	6	Game
				1	7	6/8 ch Stereo
				1	8	Pop/Rock
				1	9	DJ
				1	A	
				1	B	
				1	C	Classical / Opera
				1	D	Pavilion
				1	E	
				1	F	
	2	0	0	0	0	Mono Movie
				0	1	Variety / Sports
				0	2	
				0	3	
				0	4	Spectacle
				0	5	Sci-Fi
				0	6	
				0	7	
				0	8	Adventure
				0	9	General
	2	0	0	0	A	
				0	B	
				0	C	Normal
				0	D	Enhanced
				0	E	
				0	F	
		3	0	0	0	Pro Logic II Movie
				0	1	Pro Logic II Music
				0	2	NEO:6 Cinema
				0	3	NEO:6 Music
				0	4	2CH STEREO
				0	5	DIRECT STEREO
				0	6	THX CINEMA (ULTRA2)
				0	7	
				0	8	
				0	9	STRAIGHT

Parameter ID		
0	0	P. Init. Delay
0	1	P. Room Size
0	2	P. Liveness
0	3	S. Delay (2ch)
0	4	S. Delay (Multi ch)
0	5	S. Init Delay
0	6	S. Room Size
0	7	S. Liveness
0	8	RC. Init. Delay
0	9	RC Room Size
0	A	RC Liveness
0	B	Rev. Time
0	C	Rev. Delay
0	D	Rev. Level
0	E	DSP Level
0	F	Panorama
1	0	Dimension
1	1	CT Width
1	2	C. Image
1	3	CT Level
1	4	RL Level
1	5	RC Level
1	6	RR Level
1	7	FL Level
1	8	FR Level

Parameter Data			
P. Init. Delay	X	X	"01" - "63"
P. Room Size	X	X	"01" - "14"
P. Liveness	X	X	"00" - "0A"
S. Delay (2ch)	X	X	"0A" - "19"
S. Delay (Multi ch)	X	X	"00" - "0F"
S. Init Delay	X	X	"00" - "1E"
S. Room Size	X	X	"01" - "31"
S. Liveness	X	X	"00" - "0A"
RC. Init. Delay	X	X	"01" - "31"
RC Room Size	X	X	"01" - "14"
RC Liveness	X	X	"00" - "0A"
Rev. Time	X	X	"0A" - "32"
Rev. Delay	X	X	"00" - "FA"
Rev. Level	X	X	"00" - "64"
DSP Level	X	X	"00" - "09"
Panorama	X	X	"00" - "01"
Dimension	X	X	"00" - "06"
CT Width	X	X	"00" - "07"
C. Image	X	X	"00" - "05"
CT Level	X	X	"00" - "64"
RL Level	X	X	"00" - "64"
RC Level	X	X	"00" - "64"
RR Level	X	X	"00" - "64"
FL Level	X	X	"00" - "64"
FR Level	X	X	"00" - "64"

Parameter Initialize

0' 2' 2' 0/1/2/3/4'

DSP ID		
0'	0'	Hall A
0'	1'	Hall B
0'	2'	Hall C
0'	3'	
0'	4'	Hall D
0'	5'	Hall E
0'	6'	Live Concert
0'	7'	
0'	8'	Tokyo
0'	9'	Freiburg
0'	A'	Royaumont
0'	B'	
0'	C'	Village Gate
0'	D'	Village Vanguard
0'	E'	The Bottom Line
0'	F'	
1'	0'	Roxy Theatre
1'	1'	Warehouse Loft
1'	2'	Arena
1'	3'	
1'	4'	Disco
1'	5'	Party
1'	6'	Game
1'	7'	6/8 ch Stereo
1'	8'	Pop/Rock
1'	9'	DJ
1'	A'	
1'	B'	
1'	C'	Classical / Opera
1'	D'	Pavilion
1'	E'	
1'	F'	
2'	0'	Mono Movie
2'	1'	Variety / Sports
2'	2'	
2'	3'	
2'	4'	Spectacle
2'	5'	Sci-Fi
2'	6'	
2'	7'	
2'	8'	Adventure
2'	9'	General
2'	A'	
2'	B'	
2'	C'	Normal
2'	D'	Enhanced
2'	E'	
2'	F'	
3'	0'	Pro Logic II Movie
3'	1'	Pro Logic II Music
3'	2'	NEO:6 Cinema
3'	3'	NEO:6 Music
3'	4'	2CH STEREO
3'	5'	DIRECT STEREO
3'	6'	THX CINEMA (ULTRA2)
3'	7'	
8'	0'	STRAIGHT

* See Appendix 1 for the DSP Program ID for each Model.

Channel EQ

0' 3' 0' 0/1/2/3/4'

Ch ID	Band ID	Gain	Gain
0'	center		
1'	center		
2'	Front L		
3'	Front R		
4'	Surround L		
5'	Surround R		
6'	Surround Back L		
7'	Surround Back R		
8'	Presence L		
9'	Presence R		
A'	SWFR		
0'	63Hz		
1'	125Hz		
2'	160Hz		
3'	250Hz		
4'	400Hz		
5'	500Hz		
6'	1kHz		
7'	2kHz		
8'	2.5kHz		
9'	4kHz		
A'	6.3kHz		
B'	8kHz		
C'	16kHz		
0'	3'	-6dB	
0'	4'	-5.5dB	
0'	5'	-5dB	
0'	6'	-4.5dB	
0'	7'	-4dB	
0'	8'	-3.5dB	
0'	9'	-3dB	
0'	A'	-2.5dB	
0'	B'	-2dB	
0'	C'	-1.5dB	
0'	D'	-1dB	
0'	E'	-0.5dB	
0'	F'	0dB	
1'	0'	+0.5dB	
1'	1'	+1dB	
1'	2'	+1.5dB	
1'	3'	+2dB	
1'	4'	+2.5dB	
1'	5'	+3dB	
1'	6'	+3.5dB	
1'	7'	+4dB	
1'	8'	+4.5dB	
1'	9'	+5dB	
1'	A'	+5.5dB	
1'	B'	+6dB	

Headphone EQ

0	3	2	0/1/2/3/4	Bass / Trb	Gain	Gain
0				0	Bass	
1				1	Treble	
0				0	3	-6dB
0				0	4	-5.5dB
0				0	5	-5dB
0				0	6	-4.5dB
0				0	7	-4dB
0				0	8	-3.5dB
0				0	9	-3dB
0				0	A	-2.5dB
0				0	B	-2dB
0				0	C	-1.5dB
0				0	D	-1dB
0				0	E	-0.5dB
0				0	F	0dB
1				1	0	+0.5dB
1				1	1	+1dB
1				1	2	+1.5dB
1				1	3	+2dB
1				1	4	+2.5dB
1				1	5	+3dB
1				1	6	+3.5dB
1				1	7	+4dB
1				1	8	+4.5dB
1				1	9	+5dB
1				1	A	+5.5dB
1				1	B	+6dB

DC Trigger

0	4	0	0/1/2/3/4	Terminal ID	Zone ID	Input ID	Data
0				0	Terminal 1		
1				1	Terminal 2		
0				0	Zone 1		
1				1	Zone 2		
2				2	Zone 3		
0				0		Phono	
1				1		CD	
2				2		Tuner	
3				3		CD-R	
4				4		MD/Tape	
5				5		DVD	
6				6		D-TV/LD	
7				7		CBL/SAT	
8				8		SAT	
9				9		VCR1	
A				A		VCR2/DVR	
B				B		VCR3	
C				C		V-AUX	
D				D		LD-RF	
0				0		Low	
1				1		High	

Tuner

0	5	0	0/1/2/3/4	Band ID 1	Band ID 2	Band ID 3	Band Data	
0				0	Current			
1				1	Page A			
2				2	Page B			
3				3	Page C			
4				4	Page D			
5				5	Page E			
0				0	Current			
1				1	No. 1			
2				2	No. 2			
3				3	No. 3			
4				4	No. 4			
5				5	No. 5			
6				6	No. 6			
7				7	No. 7			
8				8	No. 8			
0				0		AM		
1				1		FM		
						Band Data (6 characters)		
						FM 94.7MHz = "094.70"		
						AM 1710kHz = "001710"		

Appendix

1. DSP Program ID Table

Program ID			
0	0	Hall A	RX-V2400 Hall in Munich
0	1	Hall B	
0	2	Hall C	
0	3		
0	4	Hall D	
0	5	Hall E	
0	6	Live Concert	Hall in Vienna
0	7		
0	8	Tokyo	
0	9	Freiburg	Church
0	A	Royaumont	
0	B		
0	C	Village Gate	
0	D	Village Vanguard	
0	E	The Bottom Line	Jazz Club
0	F		
1	0	Roxy Theatre	Rock Concert
1	1	Warehouse Loft	
1	2	Arena	
1	3		
1	4	Disco	Disco
1	5	Party	
1	6	Game	Game
1	7	6/8 ch Stereo	7 ch Stereo
1	8	Pop/Rock	Pop/Rock
1	9	DJ	DJ
1	A		
1	B		
1	C	Classical / Opera	Opera
1	D	Pavilion	Pavilion
1	E		
1	F		
2	0	Mono Movie	Mono Movie
2	1	Variety / Sports	Variety / Sports
2	2		
2	3		
2	4	Spectacle	Spectacle
2	5	Sci-Fi	Sci-Fi
2	6		
2	7		
2	8	Adventure	Adventure
2	9	General	General
2	A		
2	B		
2	C	Normal	Normal
2	D	Enhanced	Enhanced
2	E		
2	F		
3	0	Pro Logic II Movie	Pro Logic II Movie
3	1	Pro Logic II Music	Pro Logic II Music
3	2	NEO:6 Cinema	NEO:6 Cinema
3	3	NEO:6 Music	NEO:6 Music
3	4	2CH STEREO	2CH Stereo
3	5	DIRECT STEREO	Direct Stereo
3	6	THX CINEMA (ULTRA2)	
3	7		
8	0	STRAIGHT	Straight